



## Features

- Aluminum alloy structure, waterproof, fully potted, Vandal Resistant confirms to IP65. Touch panel
- Built-in 125KHz (EM card) reader: Anti tamper, antistatic 15KV
- The back light can be set to Normal ON, Normal OFF or Automatic mode.
- Door bell function.
- Users: 2,000 users
- Multi-function, operating as slave reader, single door, anti-pass back, etc, suitable for various occasions.

## Packing List

- 1 × VIS-3000 Standalone access control
- 1 × User Manual
- 1 × Screw Driver
- 1 × Install Template Sticker
- 4 × Rubber Bungs
- 4 × Self Tapping Screws
- 1 × Manager Add Card
- 1 × Manager Delete Card

If anything is missing, please report the discrepancy to your supplier.

Model No.	VIS-3000
Operating Voltage Range	DC12-14V
Idle Input Current	≤35mA
Max. Proximity Card Read Range	EM card:3-6cm
IC or CPU( Mifare) Card	2-6cm
Excitation Frequency	125KHz (EM) or 13.56MHz (IC,CPU) Built-in 125KHz
Card Transmit Format	Wiegand 26-37
Keypad Output Format	Input a 4-6 digits PIN, sends card number, each key press sends a 4 bits data, or each press sends an 8 bits data.
Dimension (Height×Width×Depth)	125×83×21.7mm or 4.92x3.27x0.85 Inches
Operating Temperature Range	-40~60° C (EM card)
Operating Humidity	0-95%



**Disclaimer:** VISIONIS reserve the right to go ahead with any modifications of models or features or price without forewarning. All the information and specifications stated in this document are current at the time of publication. Attention: We are not responsible for the improper installation of this kit. If you are not handy with electrical equipment you should contact a professional electrician. You will also need to check with your local Fire authority to see if you need anything else to comply with local Fire Codes. We are not responsible for any damage or fees that can occur.



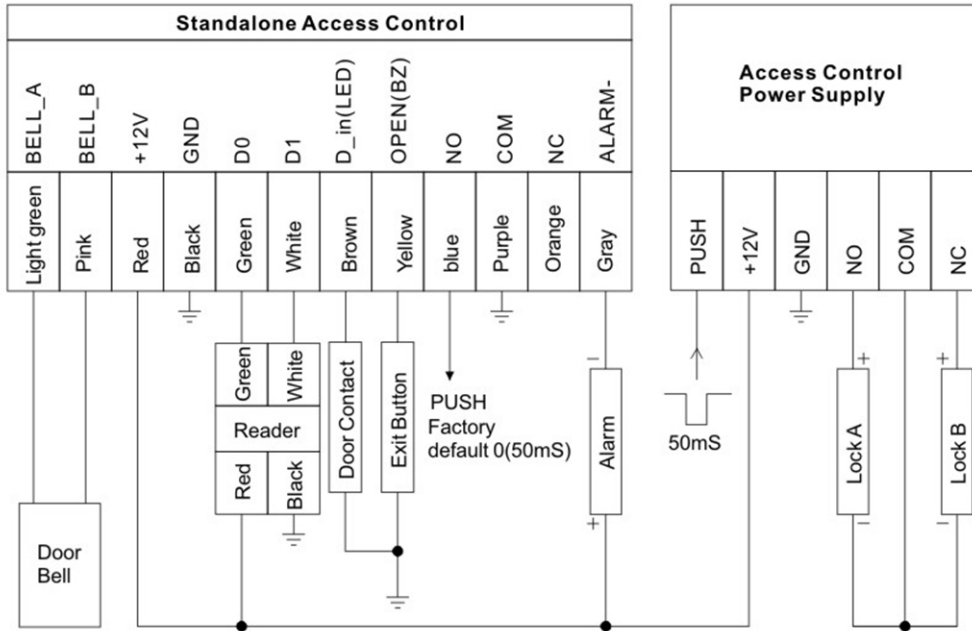
sales@visionistech.com



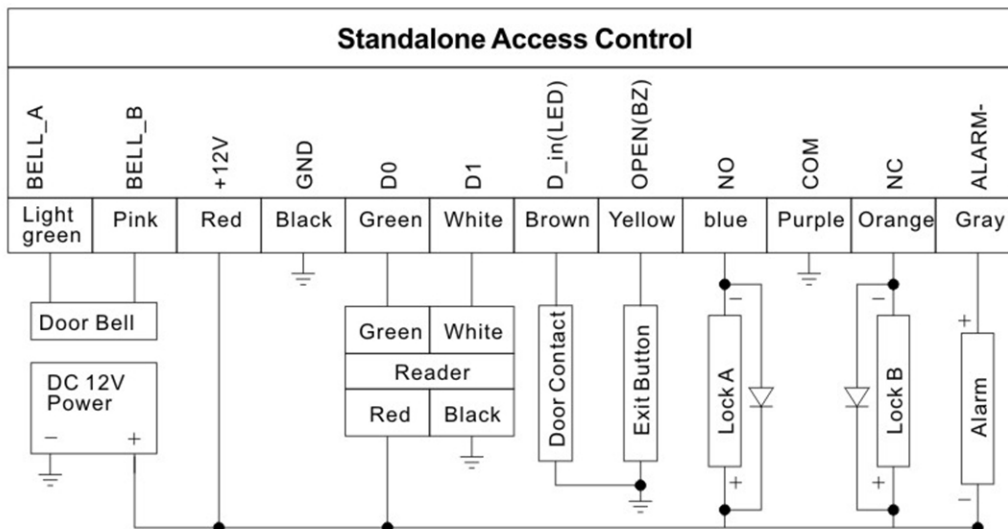
www.visionistech.com

## Connection Diagram

### VIS-3000 Single Door (Special access control power supply)



### VIS-3000 Single Door (DC power supply)



**Disclaimer:** VISIONIS reserve the right to go ahead with any modifications of models or features or price without forewarning. All the information and specifications stated in this document are current at the time of publication. Attention: We are not responsible for the improper installation of this kit. If you are not handy with electrical equipment you should contact a professional electrician. You will also need to check with your local Fire authority to see if you need anything else to comply with local Fire Codes. We are not responsible for any damage or fees that can occur.

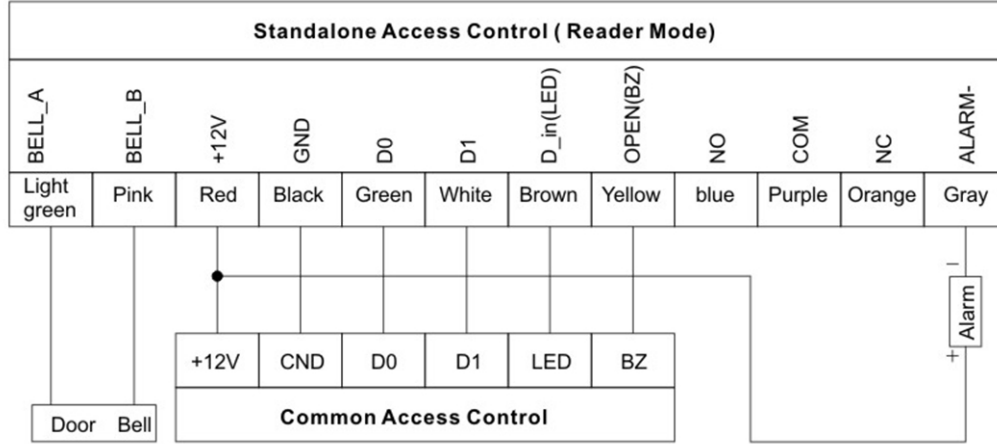


sales@visionistech.com



www.visionistech.com

## VIS-3000 Reader Wiring Diagram



**Disclaimer:** VISIONIS reserve the right to go ahead with any modifications of models or features or price without forewarning. All the information and specifications stated in this document are current at the time of publication. Attention: We are not responsible for the improper installation of this kit. If you are not handy with electrical equipment you should contact a professional electrician. You will also need to check with your local Fire authority to see if you need anything else to comply with local Fire Codes. We are not responsible for any damage or fees that can occur.



[sales@visionistech.com](mailto:sales@visionistech.com)



[www.visionistech.com](http://www.visionistech.com)