



Features

- Use RFID to open door, fashion, security and reliability.
- Can be used as controller and reader, freely switch, easily operate.
- Clear and beautiful luminous keypad, convenient for user to enter password & open door.
- With door bell button, convenient for visitor.
- 500 pcs user capacity, suit for office, villa and household use etc.
- Wiring is very simple; can be done by users without professional knowledge; can be connected with various electric lock and no need to change external wiring.
- Every user can change the password without master.
- Password is 4-6 digits, more security.
- Multiple output format of pressing key, can work with types of controller.
- Anti-vandal, door magnetic detection alarm function.

Packing List

- 1 × Access Controller
- 1 × User Manual
- 1 × Special Screwdriver
- 1 × 10P Connection Wire
- 2 × Rubber Bungs
- 2 × Self Tapping Screws

If anything is missing, please report the discrepancy to your supplier.

Model No.	VIS-3002
Input Voltage	DC12~24V
Idle Current	≤20mA
Max. Reading distance	5-8cm
Frequency	125KHz
Door Bell Output Load	≤10mA
Lock Output Load	≤3A
Output Format of Card No.	Wiegand26
Output Format of Pressing One Key	4bit, 8bit
Dimension	130mm×75mm×17mm (5.12in.×9.95in.×9.67in.)
Operating Humidity	0~95% (non-condensing)



Disclaimer: VISIONIS reserve the right to go ahead with any modifications of models or features or price without forewarning. All the information and specifications stated in this document are current at the time of publication. Attention: We are not responsible for the improper installation of this kit. If you are not handy with electrical equipment you should contact a professional electrician. You will also need to check with your local Fire authority to see if you need anything else to comply with local Fire Codes. We are not responsible for any damage or fees that can occur.



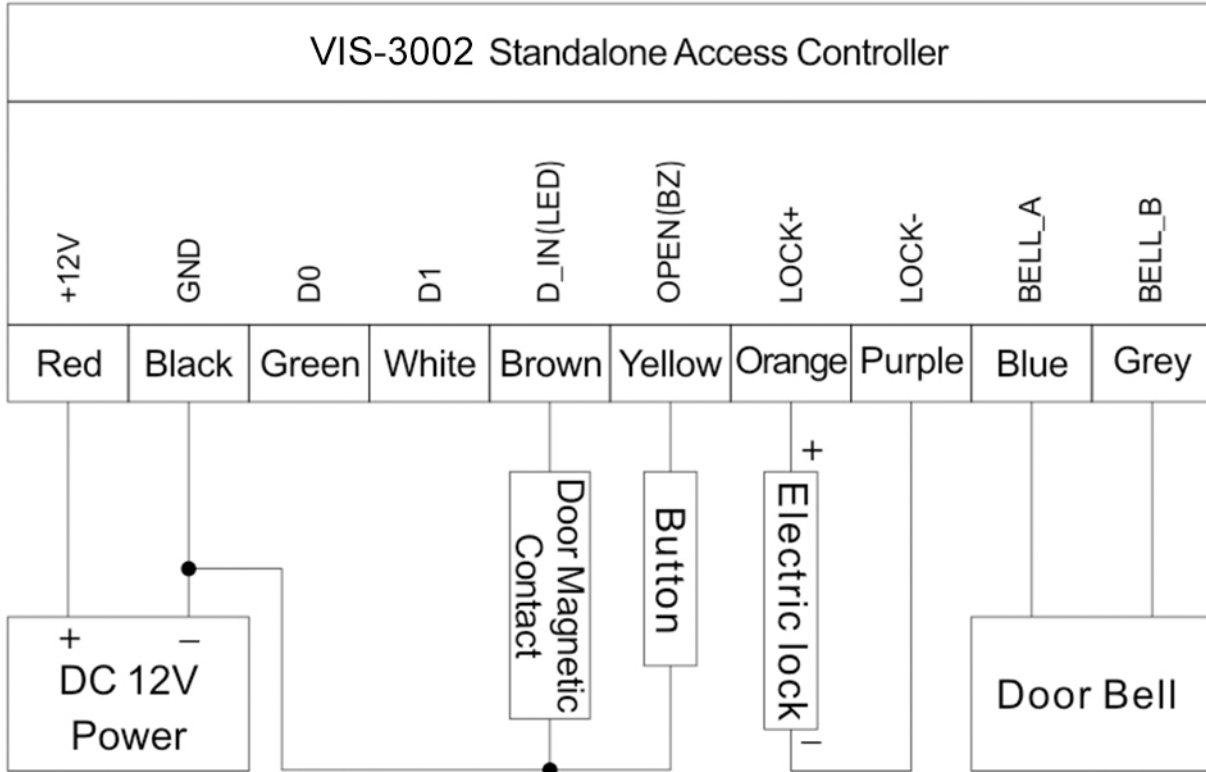
sales@visionistech.com



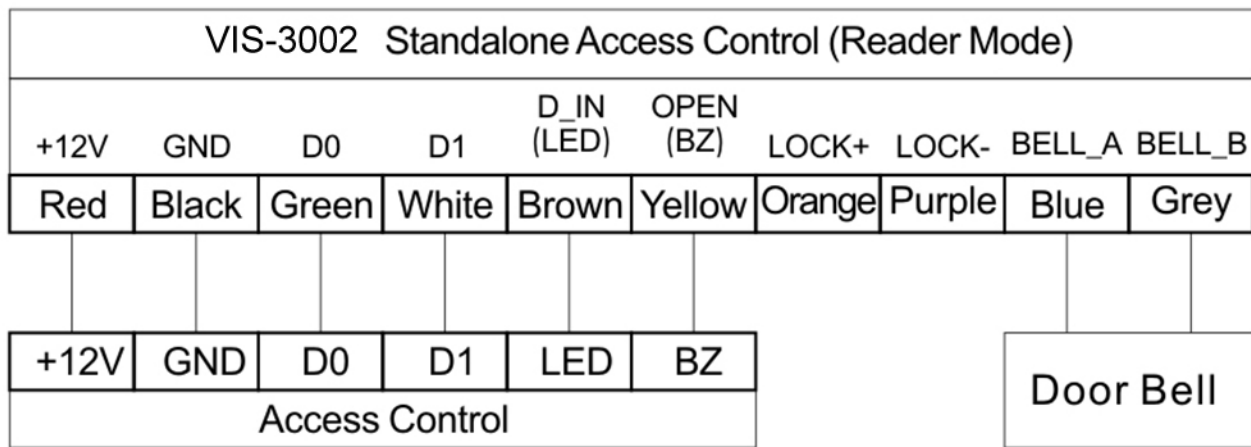
www.visionistech.com

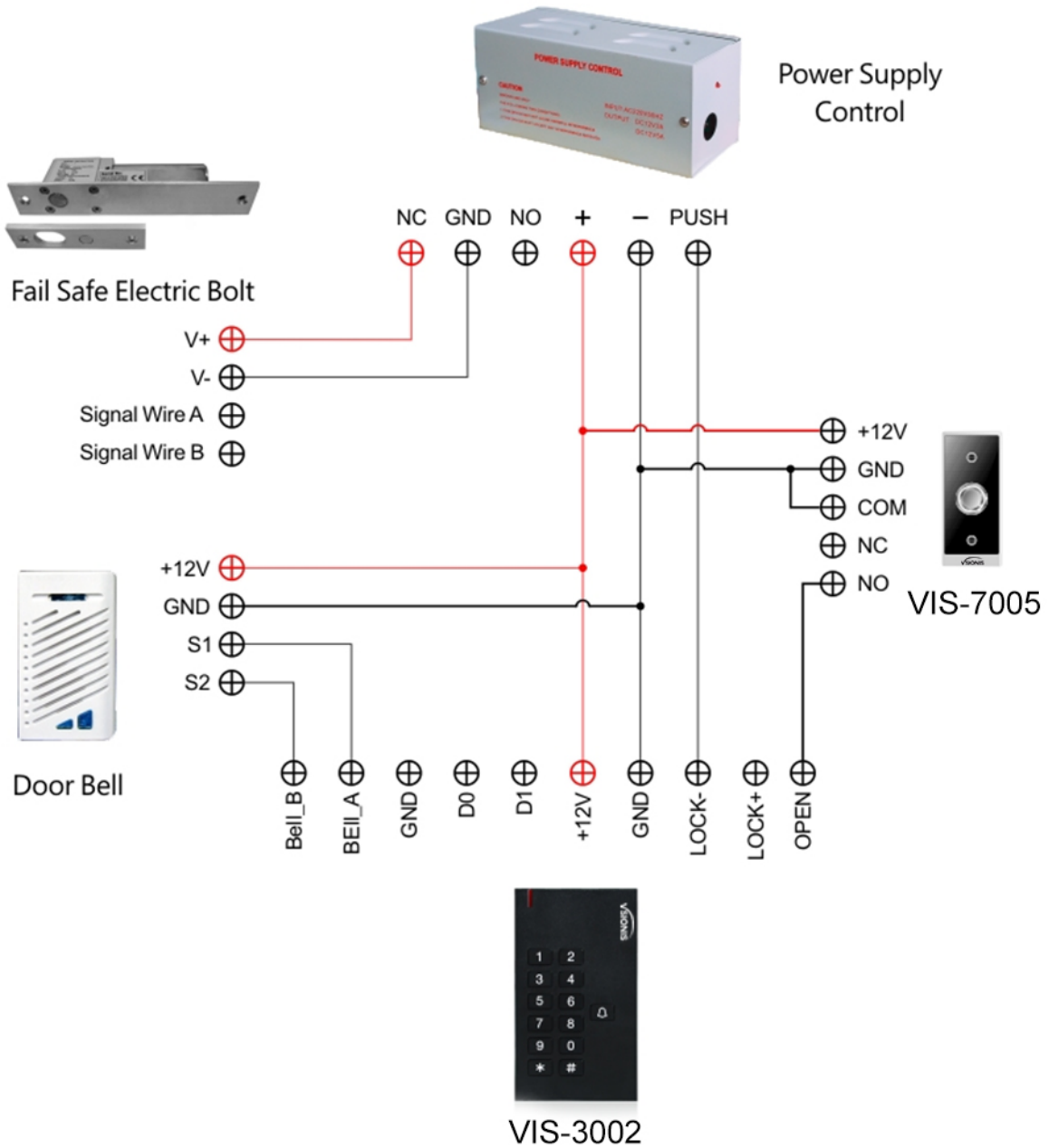
Connection Diagram

Wiring Diagram (DC Power Supply)



Standalone Access Control (Reader Mode)





In access control special power supply wiring mode, the machine has to be set as A lock.

setting mode * 888888 # 5 0 #



Disclaimer: VISIONIS reserves the right to go ahead with any modifications of models or features or price without forewarning. All the information and specifications stated in this document are current at the time of publication. Attention: We are not responsible for the improper installation of this kit. If you are not handy with electrical equipment you should contact a professional electrician. You will also need to check with your local Fire authority to see if you need anything else to comply with local Fire Codes. We are not responsible for any damage or fees that can occur.



sales@visionistech.com



www.visionistech.com